

MADJAX

part# 04-002
MADJAX PREMIUM
HD CARGO BOX



ITEMS INCLUDED TOOLS NEEDED

Main Frame
HW Pack
Rear Panel
Left Panel
Right Panel
Corner Connectors
and caps

Cordless Drill
#2 Phillips Bit
13mm Socket
Rubber Mallet
10mm Socket
10mm Wrench

Main Frame



Side panel left



Rear Panel



Tailgate



Side panel Right



Corner connectors
and caps




Hinges



MadJax recommends professional installation. If you choose to not have this product installed by a professional, we highly recommend that you exercise caution, care, and patience when installing this product as it involves drilling holes into your cart's body.


STEP 1

Attach main frame to brackets using 10mm x 25mm carriage bolts. Do not tighten hardware until all bolts are in place.



STEP 2

Slide rear panel into frame using channel as a guide as shown.




STEP 3

Insert side panels into main frame with open side of panel towards cargo box center. Make sure hinge mounts are on outside and towards cargo box rear.



STEP 4

Insert corner connector's into side and rear panels. A rubber mallet may be needed to help connector slide into channel.



STEP 5

Attach connector cap to corners using 4mm x 10mm countersunk machine screws as shown. Be sure both screws are started before tightening.



STEP 6

Attach tailgate and hinges to side panels using 4mm x 18mm pancake head machine screws as shown.



STEP 7

Secure side panel to mainframe using 6mm x 45mm.



STEP 8

(A) Attach cargo box latch to side panel using four 4mm x 25mm phillips head screws as shown.

(B) Attach latch catch to tailgate using two 4mm x 30mm phillips head screws as shown.



Hardware Pack

Dacromet Coated
Pack 1

- 4 – 10mm x 25mm carriage bolts
- 4 – 10mm flat washers
- 4 – 10mm lock washers
- 4 – 10mm nuts
- 4 – 4mm x 10mm countersunk machine screws
- 4 – 4mm x 15mm pancake head screws
- 2 – 6mm x 45mm hex head bolts
- 4 – 6mm Flat washers
- 2 – 6mm Lock nuts
- 4 – 4mm x 25mm #2 phillips head screws
- 2 – 4mm x 30mm #2 phillips head screws

